HAVIT

LIFE NC01H
ACTIVE NOISE CANCELLING BLUETOOTH HEADPHONE

USER MANUAL

Package Content

Headphone * 1

3.5mm Audio Cable * 1

Type-C Charging Cable * 1

User Manual * 1

Warranty Card * 1

Product Overview

1. Power button
2. Volume+
3. Volume-
4. ANC switch
5. Charging port
6. Indicator
7. Aux in audio port
8. Microphone

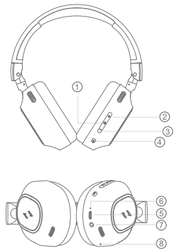

Power On/Connection

On: Press and hold for 3S
Off: Press and hold for 5S

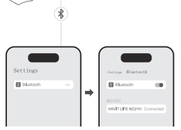

Turn on Bluetooth on your device

Select HAVIT LIFE NC01H and connect it.

Note
The headphone will be automatically connected to the last paired device as soon as you turn it on.

Dual Devices Connection

STEP 1: Connect to Mobile 1 and then disconnect it.

Connected

Disconnect

STEP 2: Connect to Mobile 2 or a notebook.

STEP 3: Connect to Mobile 1 again.

Now HAVIT LIFE NC01H is connected to 2 mobiles (mobile 1 & mobile 2) or connected to 1 mobile & 1 notebook.

Function

Play/Pause		Press once
Previous song		Press and hold for 1S
Next song		Press and hold for 1S
Volume down		Press once
Volume up		Press once
Answer / End the call		Press once
Reject the call		Press and hold for 1S
Voice assistant		Press twice
Turn on/off ANC mode by turn	ANC	Press once
Switch music/ gaming mode	ANC	Press twice

Aux in mode

Connect the headset to a music player/mobile via 3.5mm audio cable (provide as accessory) and the music can be played automatically.

Bluetooth connection, Mic. voice pick-up, ANC switch, Media playback and phone calls function are not available in Aux in mode.

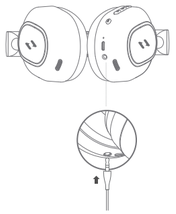

Charging

Charge the headphone with type C charging cable , preferably from any PC or laptop as compared to a USB charger.

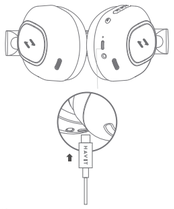

Indicator on headset

Charging: solid red indicatore is on.

Full charged: solid wihte indicatore is on.

Reset

After the headphone is powered off, press and hold for 8S until the red indicator flashes 3 times. Then, when the indicator is breathing, the reset is done. You can proceed with the connection again.

Safety Tips

1. Don't expose the product to liquids, moisture or humidity as it has electronics and battery inside.

2. Don't disassemble your product. There are no userserviceable parts inside it.

3. Don't drop the product and keep it away from sharp objects.

4. Charge your product below 5V/1A charger.

5. Don't expose the product to extremely high or low temperature as this may damage the battery oreven deform the plastic parts.

6. Listen to the music at high volume is harmful to your ears.

7. Don't throw the product in a fire to dispose it otherwise inside battery may explore.

FCC ID:2AI6I-H668BT

FCC Warning

FCC Statement
1. This device complies with Part 15 of the FCC Rules. Operation is subject to the following two conditions:
(1) This device may not cause harmful interference, and
(2) This device must accept any interference received, including interference that may cause undesired operation.
2. Changes or modifications not expressly approved by the party responsible for compliance could
void the user's authority to operate the equipment.

Note: This equipment has been tested and found to comply with the limits for a Class B digital device, pursuant to Part 15 of the FCC Rules. These limits are designed to provide reasonable protection against harmful interference in a residential installation.
This equipment generates uses and can radiate radio frequency energy and, if not installed and used in accordance with the instructions, may cause harmful interference to radio communications.
However, there is no guarantee that interference

will not occur in a particular installation. If this equipment does cause harmful interference to radio or television reception, which can be determined by turning the equipment off and on, the user is encouraged to try to correct the interference by one or more of the following measures:
Reorient or relocate the receiving antenna.
Increase the separation between the equipment and receiver.
Connect the equipment into an outlet on a circuit different from that to which the receiver is connected.
Consult the dealer or an experienced radio/TV technician for help.

RF warning statement:
The device has been evaluated to meet general RF exposure requirement. The device can be used in portable exposure condition without restriction.

Batteries:
A warning that batteries (battery pack or batteries installed) shall not be exposed to excessive heat such as sunshine, fire or the light.
1) Replacement of a battery with an incorrect type that can defeat a safeguard.
2) Disposal of a battery into fire or a hot oven, or mechanically crushing or cutting of a battery, that can result in an explosion.
3) Leaving a battery in an extremely high temperature surrounding environment that can result in an explosion or the leakage of flammable liquid or gas.
4) A battery subjected to extremely low air pressure that may result in an explosion or the leakage of flammable liquid or gas.

ANATEL
Cód. de Homologação 10100-24-12374
ESTE EQUIPAMENTO NÃO TEM DIREITO À PROTEÇÃO CONTRA INTERFERÊNCIA PREJUDICIAL E NÃO PODE CAUSAR INTERFERÊNCIA EM SISTEMAS DEVIDAMENTE AUTORIZADOS.

www.havitsmart.com